INSTALLATION OF UNDERGROUND DUCTS FOR HASTINGS SOUTHEAST PROJECT 6-4 (1022) C.N. 41086

ADDENDUM NO. 1

April 29, 2025

Contract No. HU 2025-65

This addendum forms part of the Contract Documents and modifies the original Bidding Documents as noted below. This addendum consists of the following:

Addenda:

- *Revisions were made due to property owners request regarding placement of cabinets, changes to the new water main location and added water services missed earlier. (See attached revised drawings)*

- *General Conditions:* ***Section 1.707 Additional Insured****: added reference to NDOT (see attached;* ***Wavier of Subrogation:*** *added reference to NDOT (see attached);* ***Indemnification:*** *added reference to NDOT (see attached)*

CITY OF HASTINGS

By ***Tyler Waite***

Title Coordinating Engineer

The undersigned bidder hereby certifies that the revision set forth in this addendum have been incorporated in their bid and are a part of the contract documents.

Signed _____

Title _____

Firm _____

Date _____

ALL ISSUED ADDENDUM(S) MUST BE ACKNOWLEDGED & RETURNED WITH YOUR BID DOCUMENTS

INSTALLATION OF UNDERGROUND DUCTS FOR HASTINGS SOUTHEAST PROJECT 6-4 (1022) C.N. 41086

ADDENDUM NO. 1

April 29, 2025

Contract No. HU 2025-65

Additional Insureds. Insurance coverages furnished under this Contract, with the exception of Workers' Compensation and Employer's Liability, shall include the City of Hastings, the Nebraska Department of Transportation, and the City of Hastings' and the Nebraska Department of Transportations' partners, directors, officers, agents, and employees as Additional Insureds on a primary and noncontributory basis, and shall include Products and completed operations with respect to the activities of the Contractor and shall be maintained for the full duration of the project including for a period of three (3) years after final acceptance and payment .

Waiver Of Subrogation. The Contractor and their sub-contractor shall require their insurance carriers, with respect to all insurance policies, to waive all rights of subrogation against the City, the Nebraska Department of Transportation, and the City's and the Nebraska Department of Transportation's partners, directors, officers, agents, and employees.

Indemnification. To the fullest extent permitted by laws and regulations, the Contractor shall defend, indemnify, and hold harmless the City, the Nebraska Department of Transportation, and the City's and the Nebraska Department of Transportation's officers, directors, partners, consultants, agents, and employees from and against all claims, damages, losses, and expenses, direct, indirect, or consequential (including but not limited to fees and charges of engineers, architects, attorneys, and other professionals and court and arbitration costs) arising out of or resulting from the performance of the work by the Contractor, any sub-contractor, any person or organization directly or indirectly employed by any of them to perform or furnish any of the work, or anyone for whose acts any of them may be liable, regardless of whether or not it is caused in part by a party indemnified hereunder or arises by or is imposed by law and regulations regardless of the negligence of any such party.

In any and all claims against the City, the Nebraska Department of Transportation, or any of the City's or the Nebraska Department of Transportation's officers, directors, partners, consultants, agents, or employees by any employee of the Contractor, any sub-contractor, any person or organization directly or indirectly employed by any of them to perform or furnish any of the work or anyone for whose acts any of them may be liable, this indemnification obligation shall not be limited in any way by any limitation on the amount or type of damages, compensation, or benefits payable by or for the Contractor or any such sub-contractor or other person or organization under workers' or workmen's compensation acts, disability benefit acts, or other employee benefit acts, nor shall this indemnification obligation be limited in any way by any limitation on the amount or type of insurance coverage provided by the City, the Contractor, or any of their sub-contractors.

Duct Installation Sheet 16.1

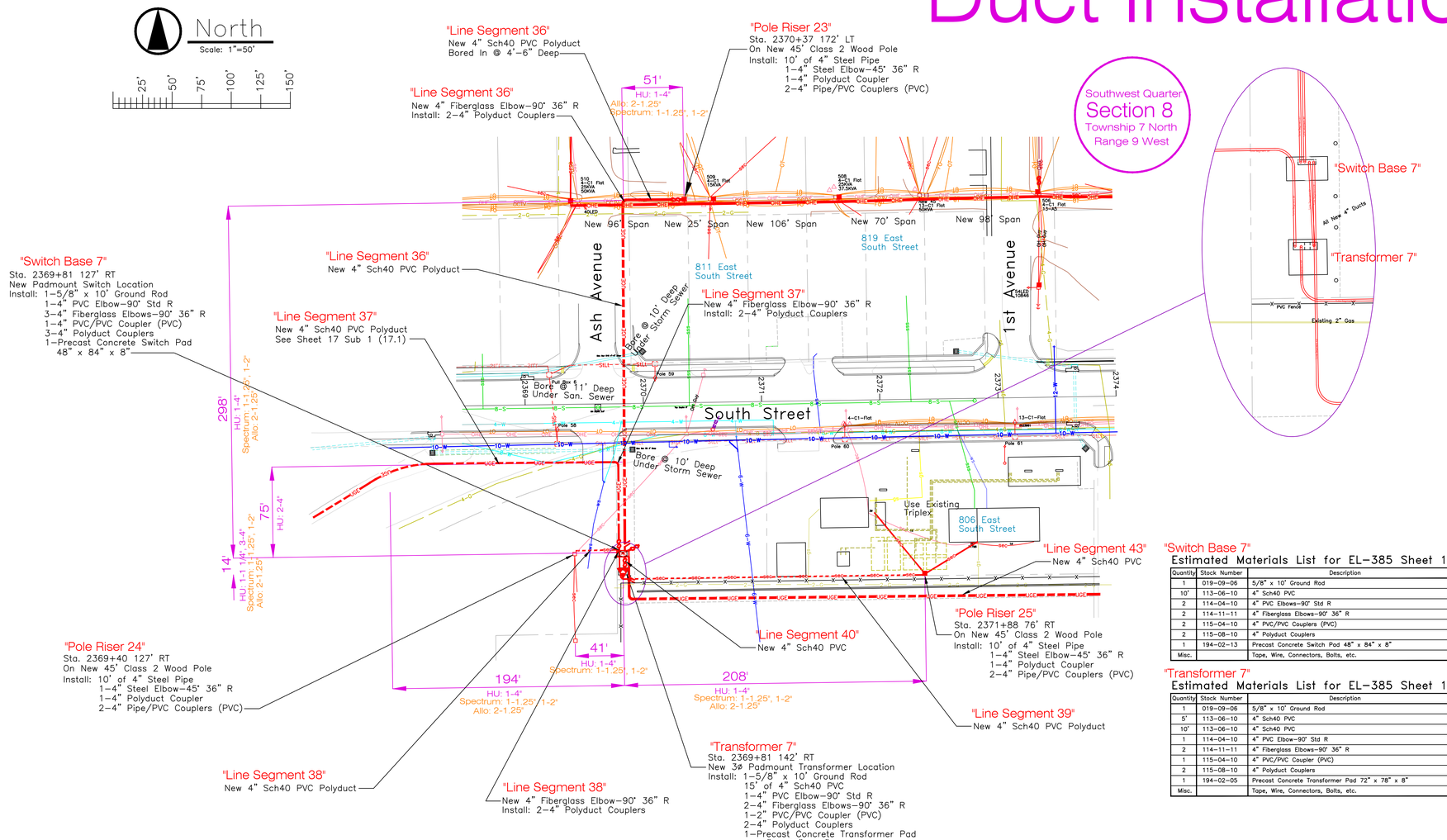

"Switch Base 7"
Estimated Materials List for EL-385 Sheet 16 Sub 1

Quantity	Stock Number	Description	Sub
1	019-09-06	5/8" x 10' Ground Rod	367
10'	113-06-10	4" Sch40 PVC	366
2	114-04-10	4" PVC Elbows-90° Std R	366
2	114-11-11	4" Fiberglass Elbows-90° 36" R	366
2	115-04-10	4" PVC/PVC Couplers (PVC)	366
2	115-08-10	4" Polyduct Couplers	366
1	194-02-13	Precast Concrete Switch Pad 48" x 84" x 8"	366
Misc.		Tape, Wire, Connectors, Bolts, etc.	366

"Transformer 7"
Estimated Materials List for EL-385 Sheet 16 Sub 1

Quantity	Stock Number	Description	Sub
1	019-09-06	5/8" x 10' Ground Rod	367
5'	113-06-10	4" Sch40 PVC	366
10'	113-06-10	4" Sch40 PVC	369
1	114-04-10	4" PVC Elbow-90° Std R	366
2	114-11-11	4" Fiberglass Elbows-90° 36" R	369
1	115-04-10	4" PVC/PVC Coupler (PVC)	366
2	115-08-10	4" Polyduct Couplers	369
1	194-02-05	Precast Concrete Transformer Pad 72" x 78" x 8"	366
Misc.		Tape, Wire, Connectors, Bolts, etc.	366

"Line Segment 36"
Estimated Materials List for EL-385 Sheet 16 Sub 1

Quantity	Stock Number	Description	Sub
10'	113-06-10	4" Sch40 PVC	366
350'	113-10-10	4" Sch40 PVC Polyduct	366
1	114-11-11	4" Fiberglass Elbow-90° 36" R	366
2	115-08-10	4" Polyduct Couplers	366
Misc.		Tape, Wire, Connectors, Bolts, etc.	366

"Line Segment 38"
Estimated Materials List for EL-385 Sheet 16 Sub 1

Quantity	Stock Number	Description	Sub
10'	113-06-10	4" Sch40 PVC	369
70'	113-10-10	4" Sch40 PVC Polyduct	369
1	114-11-11	4" Fiberglass Elbow-90° 36" R	369
2	115-08-10	4" Polyduct Couplers	369
Misc.		Tape, Wire, Connectors, Bolts, etc.	369

"Line Segment 39"
Estimated Materials List for EL-385 Sheet 16 Sub 1

Quantity	Stock Number	Description	Sub
10'	113-06-10	4" Sch40 PVC	369
280'	113-10-10	4" Sch40 PVC Polyduct	369
1	114-11-11	4" Fiberglass Elbow-90° 36" R	369
2	115-08-10	4" Polyduct Couplers	369
Misc.		Tape, Wire, Connectors, Bolts, etc.	369

"Line Segment 40"
Estimated Materials List for EL-385 Sheet 16 Sub 1

Quantity	Stock Number	Description	Sub
30'	113-06-10	4" Sch40 PVC	366
Misc.		Tape, Wire, Connectors, Bolts, etc.	366

"Pole Riser 23"
Estimated Materials List for EL-385 Sheet 16 Sub 1

Quantity	Stock Number	Description	Sub
10'	113-02-10	4" Steel Pipe	366
5'	113-06-10	4" Sch40 PVC	366
1	114-10-10	4" Steel Elbow-90° 36" R	366
1	115-08-10	4" Polyduct Coupler	366
2	116-18-09	4" Pipe/PVC Couplers (PVC)	366
Misc.		Tape, Wire, Connectors, Bolts, etc.	366

"Pole Riser 24"
Estimated Materials List for EL-385 Sheet 16 Sub 1

Quantity	Stock Number	Description	Sub
10'	113-02-10	4" Steel Pipe	369
5'	113-06-10	4" Sch40 PVC	369
1	114-03-09	4" Steel Elbow-90° 24" R	369
1	115-08-10	4" Polyduct Coupler	369
2	116-18-09	4" Pipe/PVC Couplers (PVC)	369
Misc.		Tape, Wire, Connectors, Bolts, etc.	369

"Pole Riser 25"
Estimated Materials List for EL-385 Sheet 16 Sub 1

Quantity	Stock Number	Description	Sub
10'	113-02-10	4" Steel Pipe	369
5'	113-06-10	4" Sch40 PVC	369
1	114-10-10	4" Steel Elbow-90° 36" R	369
1	115-08-10	4" Polyduct Coupler	369
2	116-18-09	4" Pipe/PVC Couplers (PVC)	369
Misc.		Tape, Wire, Connectors, Bolts, etc.	369

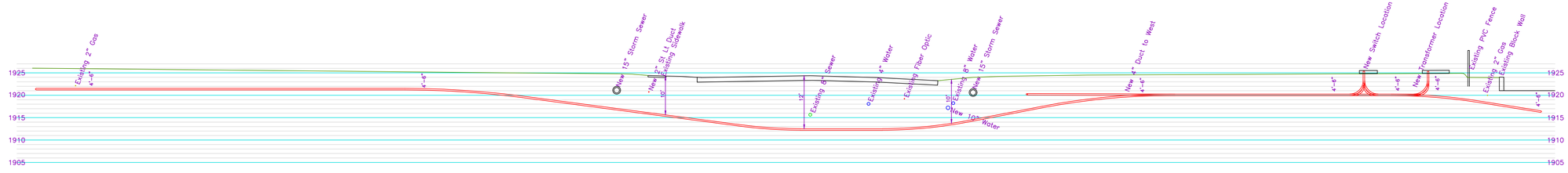

South Street Crossing Profile
Looking East
Sta. 2369+84

Revision 2: Added Fire Line to Perkins: Will Cross with Line Segments 39 and 43

Project Number: 6-4(1022) C.N. 41086

HASTINGS UTILITIES
Hastings, Nebraska

Installation of 3Ø Underground Electric Lines and Padmount Switches to Meet the State of Nebraska's D.O.T. Requirements for the Hastings Southeast U.S. Hwy 6 Widening Project

No.	Revision	By	Date	Ckd	App
2	See Note	TW	4-24-25		
1	Issued	TW	4-17-25		

Network Neighborhood\Cad\Electric\EUD\E-UD-673-16-01

Dsn T. Waite	Sup't. J. Campbell	Ckd	No.	E-UD-673
Drwn T. Waite	W.O.No. EL-385	Ckd		
Date 2-1-18	Ret'mt No.	App		Sheet 16 Sub 1

Duct Installation Sheet 17.1

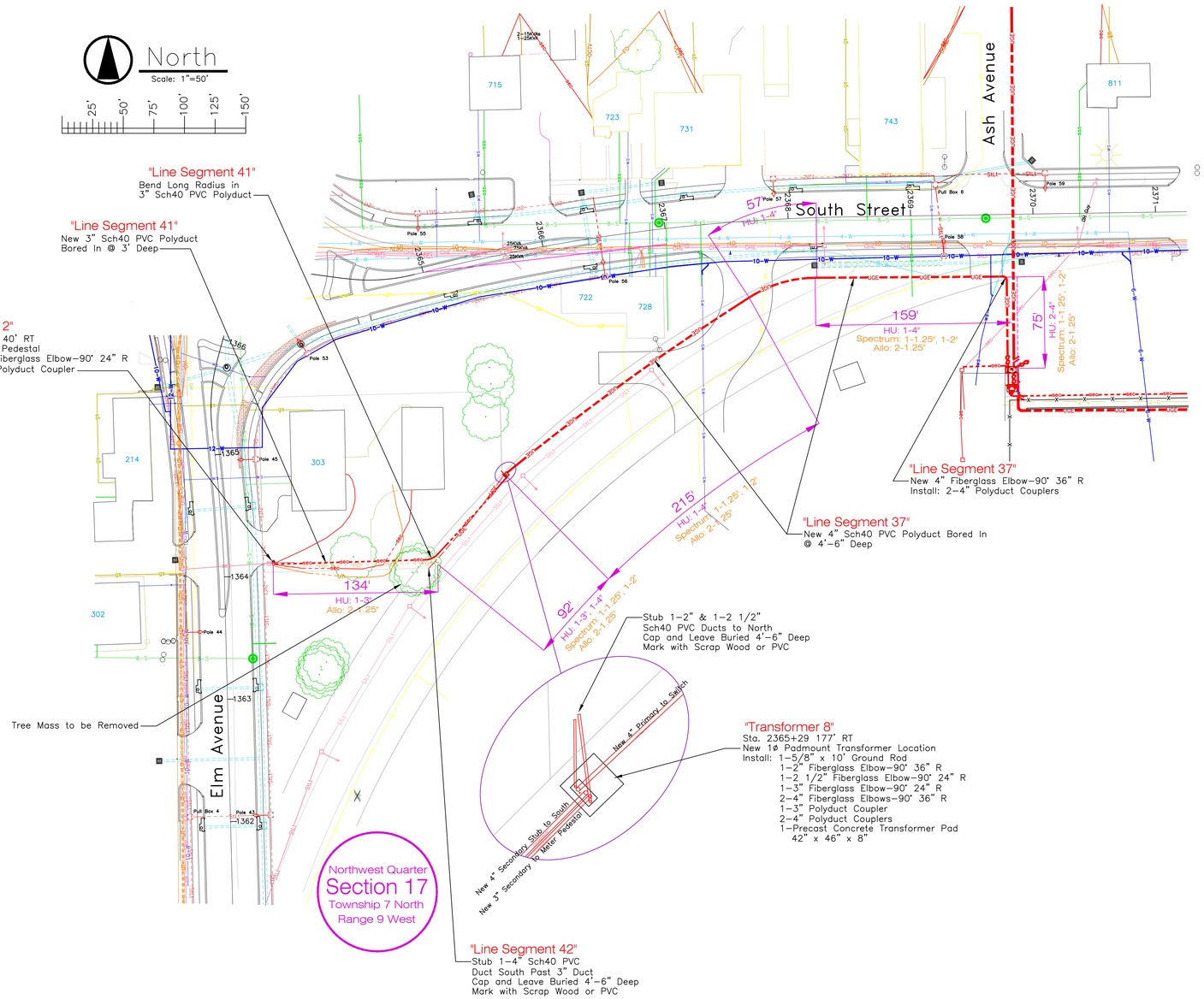

"Line Segment 37"
Estimated Materials List for EL-385 Sheet 17 Sub 1

Quantity	Stock Number	Description	Sub
20'	113-06-10	4" Sch40 PVC	366
520'	113-10-10	4" Sch40 PVC Polyduct	366
1	114-11-11	4" Fiberglass Elbow-90° 36" R	366
2	115-08-10	4" Polyduct Couplers	366
Misc.		Tape, Wire, Connectors, Bolts, etc.	366

"Line Segment 41"
Estimated Materials List for EL-385 Sheet 17 Sub 1

Quantity	Stock Number	Description	Sub
10'	113-06-08	3" Sch40 PVC	366
380'	113-10-08	3" Sch40 PVC Polyduct	366
Misc.		Tape, Wire, Connectors, Bolts, etc.	366

"Line Segment 42"
Estimated Materials List for EL-385 Sheet 17 Sub 1

Quantity	Stock Number	Description	Sub
100'	113-10-10	4" Sch40 PVC Polyduct	366
Misc.		Tape, Wire, Connectors, Bolts, etc.	366

"Meter Ped 2"
Estimated Materials List for EL-385 Sheet 17 Sub 1

Quantity	Stock Number	Description	Sub
5'	113-06-08	3" Sch40 PVC	366
1	114-11-10	3" Fiberglass Elbow-90° 24" R	366
1	115-08-08	3" Polyduct Coupler	366
Misc.		Tape, Wire, Connectors, Bolts, etc.	366

"Transformer 8"
Estimated Materials List for EL-385 Sheet 17 Sub 1

Quantity	Stock Number	Description	Sub
1	019-09-06	5/8" x 10' Ground Rod	367
10'	113-06-06	2" Sch40 PVC	366
10'	113-06-07	2 1/2" Sch40 PVC	369
5'	113-06-08	3" Sch40 PVC	369
5'	113-06-10	4" Sch40 PVC	366
5'	113-06-10	4" Sch40 PVC	369
1	114-11-07	2" Fiberglass Elbow-90° 36" R	366
1	114-11-08	2 1/2" Fiberglass Elbow-90° 24" R	369
1	114-11-10	3" Fiberglass Elbow-90° 24" R	369
1	114-11-11	4" Fiberglass Elbow-90° 36" R	366
1	114-11-11	4" Fiberglass Elbow-90° 36" R	369
1	115-08-08	3" Polyduct Coupler	369
1	115-08-10	4" Polyduct Coupler	366
1	115-08-10	4" Polyduct Coupler	369
1	194-02-01	Precast Concrete Transformer Pad 42" x 46" x 8"	366
Misc.		Tape, Wire, Connectors, Bolts, etc.	366

Revision 2: Modified Water Service Depictions

Project Number: 6-4(1022) C.N. 41086

HASTINGS UTILITIES
Hastings, Nebraska

Installation of 3Ø Underground Electric Lines and Padmount Switches to Meet the State of Nebraska's D.O.T. Requirements for the Hastings Southeast U.S. Hwy 6 Widening Project

No.	Revision	By	Date	Ckd	App
2	See Note	TW	4-23-25		
1	Issued	TW	4-17-25		

Network Neighborhood\Cad\Electric\EUD\E-UD-673-17-01

Dsn	T. Waite	Sup't	J. Campbell	Ckd	
Drwn	T. Waite	W.O.No.	EL-385	Ckd	
Date	2-1-18	Ret'mt No.		App	

No. E-UD-673
Sheet 17 Sub 1

Duct Installation Sheet 40.1

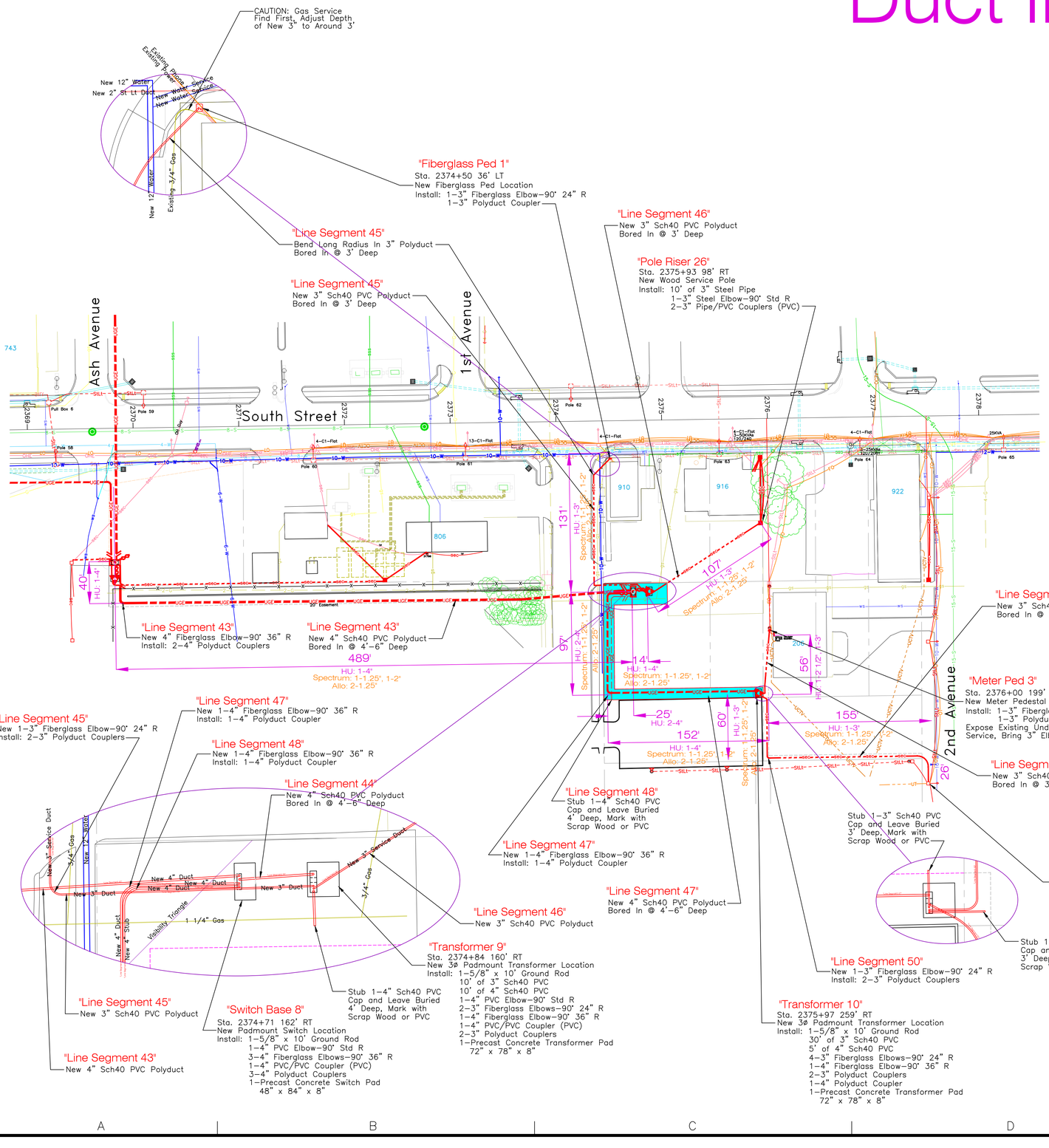

"Fiberglass Ped 1"
Estimated Materials List for EL-385 Sheet 40 Sub 1

Quantity	Stock Number	Description	Sub
1	114-11-10	3" Fiberglass Elbow-90° 36" R	369
1	115-08-08	3" Polyduct Couplers	369
Misc.		Tape, Wire, Connectors, Bolts, etc.	369

"Line Segment 43"
Estimated Materials List for EL-385 Sheet 40 Sub 1

Quantity	Stock Number	Description	Sub
5'	113-06-10	4" Sch40 PVC	366
540'	113-10-10	4" Sch40 PVC Polyduct	366
1	114-11-11	4" Fiberglass Elbow-90° 36" R	366
2	115-08-10	4" Polyduct Couplers	366
Misc.		Tape, Wire, Connectors, Bolts, etc.	366

"Line Segment 44"
Estimated Materials List for EL-385 Sheet 40 Sub 1

Quantity	Stock Number	Description	Sub
15'	113-06-10	4" Sch40 PVC	366
Misc.		Tape, Wire, Connectors, Bolts, etc.	366

"Line Segment 45"
Estimated Materials List for EL-385 Sheet 40 Sub 1

Quantity	Stock Number	Description	Sub
5'	113-06-08	3" Sch40 PVC	369
200'	113-10-08	3" Sch40 PVC Polyduct	369
1	114-11-10	3" Fiberglass Elbow-90° 36" R	369
2	115-08-08	3" Polyduct Couplers	369
Misc.		Tape, Wire, Connectors, Bolts, etc.	369

"Line Segment 46"
Estimated Materials List for EL-385 Sheet 40 Sub 1

Quantity	Stock Number	Description	Sub
110'	113-10-08	3" Sch40 PVC Polyduct	369
Misc.		Tape, Wire, Connectors, Bolts, etc.	369

"Line Segment 47"
Estimated Materials List for EL-385 Sheet 40 Sub 1

Quantity	Stock Number	Description	Sub
10'	113-06-10	4" Sch40 PVC	366
280'	113-10-10	4" Sch40 PVC Polyduct	366
2	114-11-11	4" Fiberglass Elbow-90° 36" R	366
4	115-08-10	4" Polyduct Couplers	366
Misc.		Tape, Wire, Connectors, Bolts, etc.	366

"Line Segment 48"
Estimated Materials List for EL-385 Sheet 40 Sub 1

Quantity	Stock Number	Description	Sub
5'	113-06-10	4" Sch40 PVC	366
130'	113-10-10	4" Sch40 PVC Polyduct	366
1	114-11-11	4" Fiberglass Elbow-90° 36" R	366
2	115-08-10	4" Polyduct Couplers	366
Misc.		Tape, Wire, Connectors, Bolts, etc.	366

"Line Segment 49"
Estimated Materials List for EL-385 Sheet 40 Sub 1

Quantity	Stock Number	Description	Sub
15'	113-06-08	3" Sch40 PVC	369
60'	113-10-08	3" Sch40 PVC Polyduct	369
1	114-11-10	3" Fiberglass Elbow-90° 36" R	369
2	115-08-08	3" Polyduct Couplers	369
Misc.		Tape, Wire, Connectors, Bolts, etc.	369

"Line Segment 50"
Estimated Materials List for EL-385 Sheet 40 Sub 1

Quantity	Stock Number	Description	Sub
10'	113-06-08	3" Sch40 PVC	369
260'	113-10-08	3" Sch40 PVC Polyduct	369
2	114-11-10	3" Fiberglass Elbow-90° 24" R	369
4	115-08-08	3" Polyduct Couplers	369
Misc.		Tape, Wire, Connectors, Bolts, etc.	369

"Meter Ped 3"
Estimated Materials List for EL-385 Sheet 40 Sub 1

Quantity	Stock Number	Description	Sub
1	114-11-10	3" Fiberglass Elbow-90° 36" R	369
1	115-08-08	3" Polyduct Couplers	369
Misc.		Tape, Wire, Connectors, Bolts, etc.	369

"Pole Riser 26"
Estimated Materials List for EL-385 Sheet 40 Sub 1

Quantity	Stock Number	Description	Sub
10'	113-02-08	3" Steel Pipe	366
5'	113-06-08	3" Sch40 PVC	366
1	114-03-08	3" Steel Elbow-90° Std R	366
1	115-08-08	3" Polyduct Coupler	366
2	116-18-01	3" Pipe/PVC Couplers (PVC)	366
Misc.		Tape, Wire, Connectors, Bolts, etc.	369

"Pole Riser 27"
Estimated Materials List for EL-385 Sheet 40 Sub 1

Quantity	Stock Number	Description	Sub
10'	113-02-08	3" Steel Pipe	366
5'	113-06-08	3" Sch40 PVC	366
1	114-03-08	3" Steel Elbow-90° Std R	366
1	115-08-08	3" Polyduct Coupler	366
2	116-18-01	3" Pipe/PVC Couplers (PVC)	366
Misc.		Tape, Wire, Connectors, Bolts, etc.	369

"Switch Base 8"
Estimated Materials List for EL-385 Sheet 40 Sub 1

Quantity	Stock Number	Description	Sub
1	019-09-06	5/8" x 10' Ground Rod	367
10'	113-06-10	4" Sch40 PVC	366
1	114-04-10	4" PVC Elbow-90° Std R	366
3	114-11-11	4" Fiberglass Elbows-90° 36" R	366
1	115-04-10	4" PVC/PVC Coupler (PVC)	366
3	115-08-10	4" Polyduct Couplers	366
1	194-02-13	Precast Concrete Switch Pad 48" x 84" x 8"	366
Misc.		Tape, Wire, Connectors, Bolts, etc.	366

"Transformer 9"
Estimated Materials List for EL-385 Sheet 40 Sub 1

Quantity	Stock Number	Description	Sub
1	019-09-06	5/8" x 10' Ground Rod	367
10'	113-06-08	3" Sch40 PVC	369
15'	113-06-10	4" Sch40 PVC	366
1	114-04-10	4" PVC Elbow-90° Std R	366
2	114-11-10	3" Fiberglass Elbows-90° 24" R	369
1	114-11-11	4" Fiberglass Elbow-90° 36" R	369
1	115-04-10	4" PVC/PVC Coupler (PVC)	366
2	115-08-08	3" Polyduct Couplers	369
1	194-02-01	Precast Concrete Transformer Pad 42" x 46" x 8"	366
Misc.		Tape, Wire, Connectors, Bolts, etc.	366

"Transformer 10"
Estimated Materials List for EL-385 Sheet 40 Sub 1

Quantity	Stock Number	Description	Sub
1	019-09-06	5/8" x 10' Ground Rod	367
30'	113-06-08	3" Sch40 PVC	369
5'	113-06-10	4" Sch40 PVC	366
4	114-11-10	3" Fiberglass Elbows-90° 24" R	369
1	114-11-11	4" Fiberglass Elbow-90° 36" R	369
2	115-08-08	3" Polyduct Couplers	369
1	115-08-10	4" Polyduct Coupler	366
1	194-02-01	Precast Concrete Transformer Pad 42" x 46" x 8"	366
Misc.		Tape, Wire, Connectors, Bolts, etc.	366

Revision 3: Added Fire Line to Perkins: Will Cross with Line Segments 39 and 43

Revision 2: Moved Transformer 10, Line Segment 50, and Pole Riser 27 South to Property Line

Project Number: 6-4(1022) C.N. 41086

HASTINGS UTILITIES
Hastings, Nebraska

Installation of 3Ø Underground Electric Lines and Padmount Switches to Meet the State of Nebraska's D.O.T. Requirements for the Hastings Southeast U.S. Hwy 6 Widening Project

No.	Revision	By	Date	Ckd	App
3	See Note	TW	4-24-25		
2	See Note	TW	4-23-25		
1	Issued	TW	4-17-25		

Network Neighborhood\Csd\Electric\EUD\E-UD-673-40-01

Dsn T. Waite	Sup't J. Campbell	Ckd	No.	E-UD-673
Drwn T. Waite	W.O.No. EL-385	Ckd		
Date 2-1-18	Ret'mt No.	App		Sheet 40 Sub 1

Duct Installation Sheet 20.1

Southwest Quarter
Section 8
Township 7 North
Range 9 West

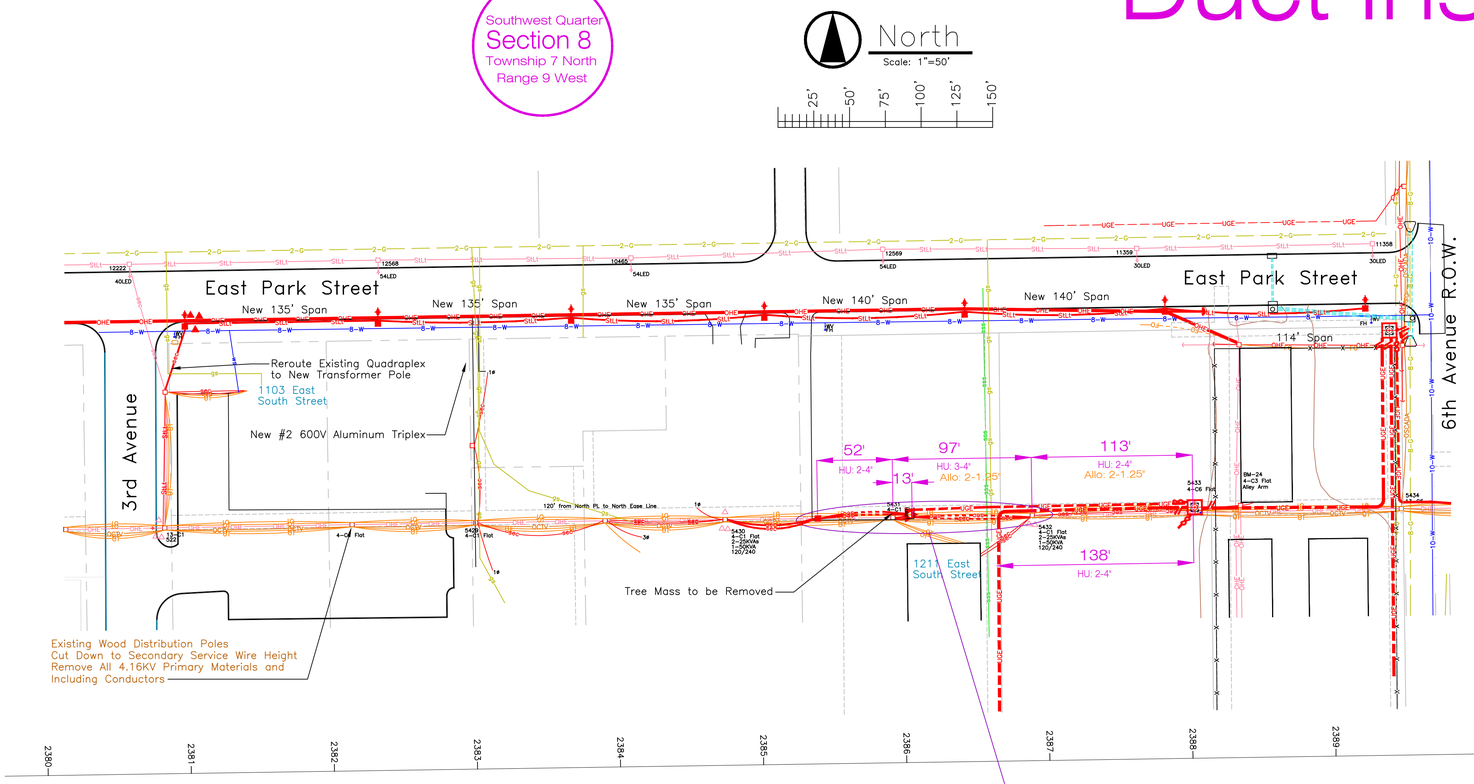

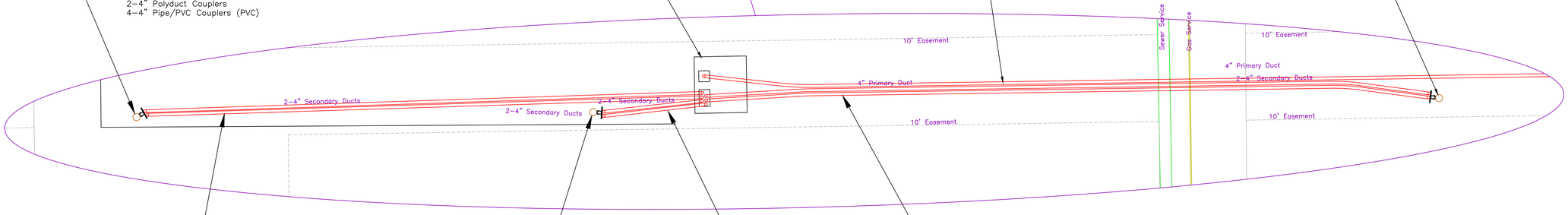

"Line Segment 51"
Estimated Materials List for EL-385 Sheet 20 Sub 1

Quantity	Stock Number	Description	Sub
130'	113-10-10	4" Sch40 PVC Polyduct (2 x 65' Paralleled)	366
Misc.		Tape, Wire, Connectors, Bolts, etc.	366

"Line Segment 52"
Estimated Materials List for EL-385 Sheet 20 Sub 1

Quantity	Stock Number	Description	Sub
20'	113-06-10	4" Sch40 PVC (2 x 10' Paralleled)	366
Misc.		Tape, Wire, Connectors, Bolts, etc.	366

"Line Segment 53"
Estimated Materials List for EL-385 Sheet 20 Sub 1

Quantity	Stock Number	Description	Sub
180'	113-10-10	4" Sch40 PVC Polyduct (2 x 90' Paralleled)	366
Misc.		Tape, Wire, Connectors, Bolts, etc.	366

"Line Segment 54"
Estimated Materials List for EL-385 Sheet 20 Sub 1

Quantity	Stock Number	Description	Sub
210'	113-10-10	4" Sch40 PVC Polyduct	366
Misc.		Tape, Wire, Connectors, Bolts, etc.	366

"Pole Riser 28"
Estimated Materials List for EL-385 Sheet 20 Sub 1

Quantity	Stock Number	Description	Sub
20'	113-02-10	4" Steel Pipe	369
10'	113-06-10	4" Sch40 PVC	369
2	114-03-09	4" Steel Elbows-90° 24" R	369
2	115-08-10	4" Polyduct Couplers	369
4	116-18-09	4" Pipe/PVC Couplers (PVC)	369
Misc.		Tape, Wire, Connectors, Bolts, etc.	369

"Pole Riser 29"
Estimated Materials List for EL-385 Sheet 20 Sub 1

Quantity	Stock Number	Description	Sub
20'	113-02-10	4" Steel Pipe	369
2	114-03-09	4" Steel Elbows-90° 24" R	369
4	116-18-09	4" Pipe/PVC Couplers (PVC)	369
Misc.		Tape, Wire, Connectors, Bolts, etc.	369

"Pole Riser 30"
Estimated Materials List for EL-385 Sheet 20 Sub 1

Quantity	Stock Number	Description	Sub
20'	113-02-10	4" Steel Pipe	369
10'	113-06-10	4" Sch40 PVC	369
2	114-03-09	4" Steel Elbows-90° 24" R	369
2	115-08-10	4" Polyduct Couplers	369
4	116-18-09	4" Pipe/PVC Couplers (PVC)	369
Misc.		Tape, Wire, Connectors, Bolts, etc.	369

"Transformer 11"
Estimated Materials List for EL-385 Sheet 16 Sub 1

Quantity	Stock Number	Description	Sub
1	019-09-06	5/8" x 10' Ground Rod	367
5'	113-06-10	4" Sch40 PVC	366
20'	113-06-10	4" Sch40 PVC	369
2	114-04-10	4" PVC Elbows-90° Std R	369
1	114-11-11	4" Fiberglass Elbow-90° 36" R	366
4	114-11-11	4" Fiberglass Elbows-90° 36" R	369
2	115-04-10	4" PVC/PVC Couplers (PVC)	369
1	115-08-10	4" Polyduct Coupler	366
4	115-08-10	4" Polyduct Couplers	369
1	194-02-05	Precast Concrete Transformer Pad 72" x 78" x 8"	366
Misc.		Tape, Wire, Connectors, Bolts, etc.	366

"Pole Riser 28"
Sta. 2385+40 172' LT
On New 40' Class 2 Wood Pole
Install: 20' of 4" Steel Pipe
2-4" Steel Elbows-90° 24" R
2-4" Polyduct Couplers
4-4" Pipe/PVC Couplers (PVC)

"Transformer 11"
Sta. 2385+84 176' LT
New 3Ø Padmount Transformer Location
Install: 1-5/8" x 10' Ground Rod
30' of 4" Sch40 PVC
2-4" PVC Elbows-90° Std R
5-4" Fiberglass Elbows-90° 36" R
2-4" PVC/PVC Couplers (PVC)
5-4" Polyduct Couplers
1-Precast Concrete Transformer Pad
72" x 78" x 8"

"Line Segment 54"
New 4" Sch40 PVC Polyduct
Bored In @ 4'-6" Deep

"Pole Riser 30"
Sta. 2386+90 172' LT
On New 40' Class 2 Wood Pole
Install: 20' of 4" Steel Pipe
2-4" Steel Elbows-90° 24" R
2-4" Polyduct Couplers
4-4" Pipe/PVC Couplers (PVC)

"Line Segment 51"
New 2-4" Sch40 PVC Polyducts Paralleled
Bored In @ 4'-6" Deep

"Pole Riser 29"
Sta. 2385+93 171' LT
On New 45' Class 2 Wood Pole
Install: 20' of 4" Steel Pipe
2-4" Steel Elbows-90° 24" R
4-4" Pipe/PVC Couplers (PVC)

"Line Segment 52"
New 2-4" Sch40 PVC Polyducts Paralleled
Bored In @ 4'-6" Deep

"Line Segment 53"
New 2-4" Sch40 PVC Polyducts Paralleled
Bored In @ 4'-6" Deep

Revision 2: Moved Transformer 11 to East Side of Pole Riser 29

Project Number: 6-4(1022) C.N. 41086

HASTINGS UTILITIES
Hastings, Nebraska

Installation of 3Ø Underground Electric Lines and Padmount Switches to Meet the State of Nebraska's D.O.T. Requirements for the Hastings Southeast U.S. Hwy 6 Widening Project

No.	Revision	By	Date	Ckd	App
2	See Note	TW	4-23-25		
1	Issued	TW	4-17-25		

Network Neighborhood\Cad\Electric\EUD\E-UD-673-20-01

Dsn T. Waite	Sup't J. Campbell	Ckd	No.	E-UD-673
Drwn T. Waite	W.O.No. EL-385	Ckd		Sheet 20 Sub 1
Date 2-1-18	Ret'mt No.	App		

Duct Installation Sheet 21.1

Southwest Quarter
Section 8
Township 7 North
Range 9 West

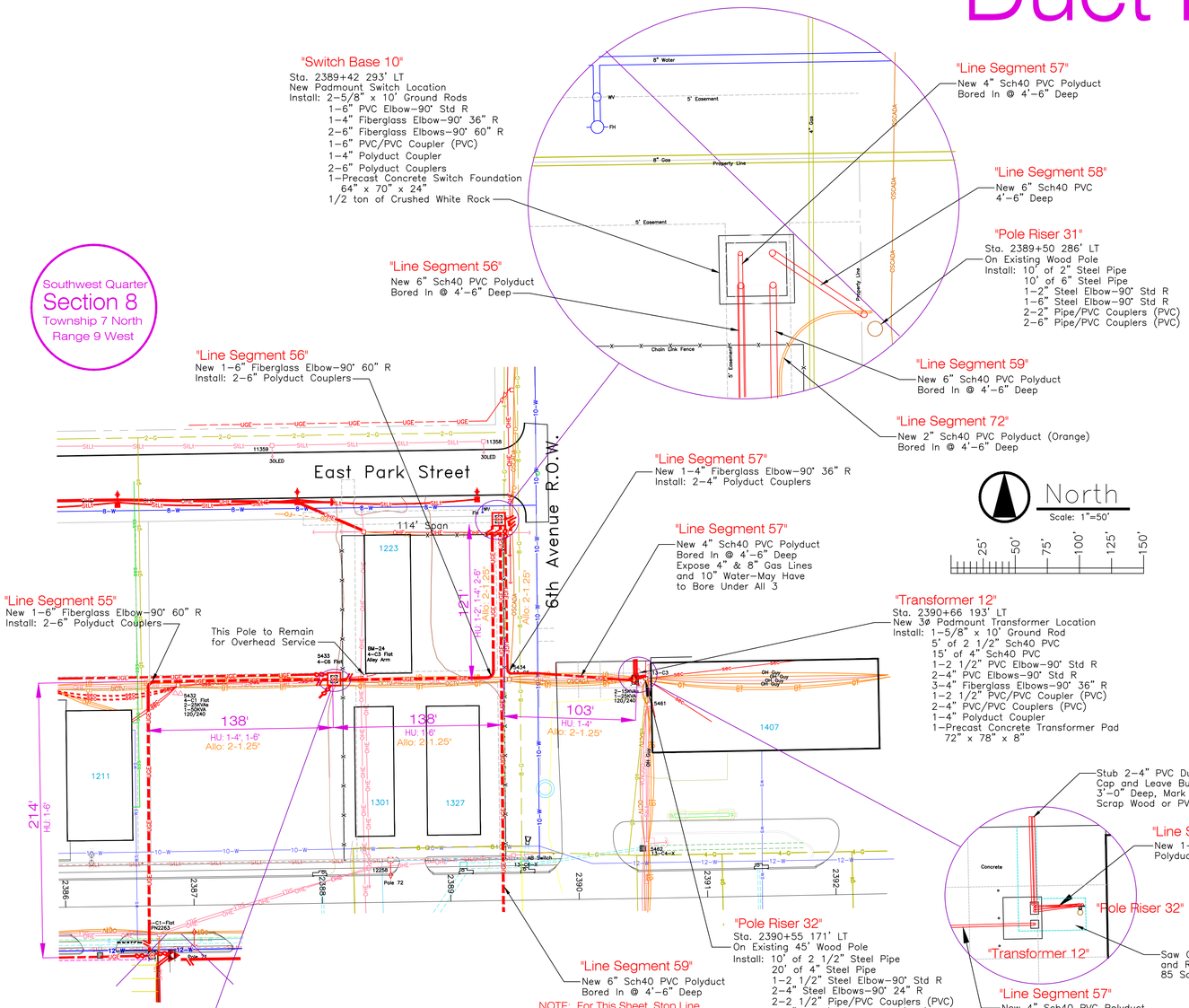

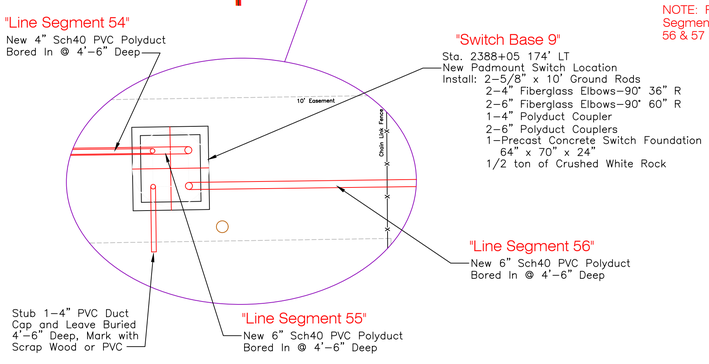

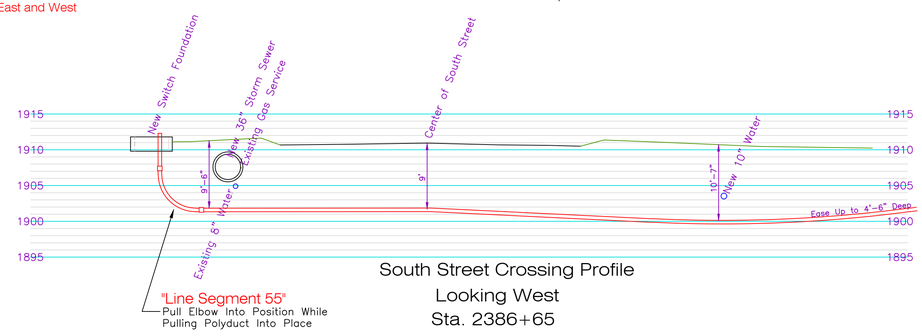

South Street Crossing Profile
Looking West
Sta. 2386+65

"Line Segment 55"
Estimated Materials List for EL-385 Sheet 21 Sub 1

Quantity	Stock Number	Description	Sub
5'	113-06-12	6" Sch40 PVC	366
370'	113-10-12	6" Sch40 PVC Polyduct	366
1	114-11-13	6" Fiberglass Elbow-90° 60" R	366
2	115-08-12	6" Polyduct Couplers	366
Misc.		Tape, Wire, Connectors, Bolts, etc.	366

"Line Segment 56"
Estimated Materials List for EL-385 Sheet 21 Sub 1

Quantity	Stock Number	Description	Sub
5'	113-06-12	6" Sch40 PVC	366
260'	113-10-12	6" Sch40 PVC Polyduct	366
1	114-11-13	6" Fiberglass Elbow-90° 60" R	366
2	115-08-12	6" Polyduct Couplers	366
Misc.		Tape, Wire, Connectors, Bolts, etc.	366

"Line Segment 57"
Estimated Materials List for EL-385 Sheet 21 Sub 1

Quantity	Stock Number	Description	Sub
5'	113-06-10	4" Sch40 PVC	366
260'	113-10-10	4" Sch40 PVC Polyduct	366
1	114-11-11	4" Fiberglass Elbow-90° 36" R	366
2	115-08-10	4" Polyduct Couplers	366
Misc.		Tape, Wire, Connectors, Bolts, etc.	366

"Line Segment 58"
Estimated Materials List for EL-385 Sheet 21 Sub 1

Quantity	Stock Number	Description	Sub
10'	113-06-12	6" Sch40 PVC	366
Misc.		Tape, Wire, Connectors, Bolts, etc.	366

"Line Segment 59"
Estimated Materials List for EL-385 Sheet 21 Sub 1

Quantity	Stock Number	Description	Sub
130'	113-10-12	6" Sch40 PVC Polyduct	366
Misc.		Tape, Wire, Connectors, Bolts, etc.	366

"Line Segment 60"
Estimated Materials List for EL-385 Sheet 21 Sub 1

Quantity	Stock Number	Description	Sub
10'	113-06-07	2 1/2" Sch40 PVC	369
10'	113-06-10	4" Sch40 PVC	369
Misc.		Tape, Wire, Connectors, Bolts, etc.	369

"Pole Riser 31"
Estimated Materials List for EL-385 Sheet 21 Sub 1

Quantity	Stock Number	Description	Sub
10'	113-02-06	2" Steel Pipe	397
10'	113-02-12	6" Steel Pipe	366
1	114-03-06	2" Steel Elbow-90° Std R	397
1	114-03-12	6" Steel Elbow-90° Std R	366
2	116-18-06	2" Pipe/PVC Couplers (PVC)	397
2	116-18-14	6" Pipe/PVC Couplers (PVC)	366
Misc.		Tape, Wire, Connectors, Bolts, etc.	366

"Pole Riser 32"
Estimated Materials List for EL-385 Sheet 21 Sub 1

Quantity	Stock Number	Description	Sub
10'	113-02-07	2 1/2" Steel Pipe	369
20'	113-02-10	4" Steel Pipe	369
5'	113-06-07	2 1/2" Sch40 PVC	369
10'	113-06-10	4" Sch40 PVC	369
1	114-03-07	2 1/2" Steel Elbows-90° Std R	369
2	114-03-09	4" Steel Elbows-90° 24" R	369
1	115-08-07	2 1/2" Polyduct Coupler	369
2	115-08-10	4" Polyduct Couplers	369
2	116-18-05	2 1/2" Pipe/PVC Couplers (PVC)	369
4	116-18-09	4" Pipe/PVC Couplers (PVC)	369
Misc.		Tape, Wire, Connectors, Bolts, etc.	369

"Switch Base 9"
Estimated Materials List for EL-385 Sheet 21 Sub 1

Quantity	Stock Number	Description	Sub
2	019-09-06	5/8" x 10' Ground Rods	367
15'	113-06-10	4" Sch40 PVC	366
10'	113-06-12	6" Sch40 PVC	366
2	114-11-11	4" Fiberglass Elbows-90° 36" R	366
2	114-11-13	6" Fiberglass Elbows-90° 60" R	366
1	115-08-10	4" Polyduct Coupler	366
2	115-08-14	6" Polyduct Couplers	366
1	194-02-14	Precast Concrete Switch Foundation 64" x 70" x 24"	366
.5		Tons of Crushed White Rock	366
Misc.		Tape, Wire, Connectors, Bolts, etc.	366

"Switch Base 10"
Estimated Materials List for EL-385 Sheet 21 Sub 1

Quantity	Stock Number	Description	Sub
2	019-09-06	5/8" x 10' Ground Rods	367
5'	113-06-10	4" Sch40 PVC	366
10'	113-06-12	6" Sch40 PVC	366
1	114-04-	6" PVC Elbow-90° Std R	366
1	114-11-11	4" Fiberglass Elbow-90° 36" R	366
2	114-11-13	6" Fiberglass Elbows-90° 60" R	366
1	115-04-	6" PVC/PVC Coupler (PVC)	366
1	115-08-10	4" Polyduct Coupler	366
2	115-08-12	6" Polyduct Couplers	366
1	194-02-14	Precast Concrete Switch Foundation 64" x 70" x 24"	366
.5		Tons of Crushed White Rock	366
Misc.		Tape, Wire, Connectors, Bolts, etc.	366

"Transformer 12"
Estimated Materials List for EL-385 Sheet 21 Sub 1

Quantity	Stock Number	Description	Sub
1	019-09-06	5/8" x 10' Ground Rod	367
5'	113-06-07	2 1/2" Sch40 PVC	366
5'	113-06-10	4" Sch40 PVC	366
30'	113-06-10	4" Sch40 PVC	369
1	114-04-07	2 1/2" PVC Elbow-90° Std R	369
2	114-04-10	4" PVC Elbows-90° Std R	369
1	114-11-11	4" Fiberglass Elbow-90° 36" R	366
2	114-11-11	4" Fiberglass Elbows-90° 36" R	369
1	115-04-07	2 1/2" PVC/PVC Couplers (PVC)	369
2	115-04-10	4" PVC/PVC Couplers (PVC)	369
1	115-08-07	2 1/2" Polyduct Coupler	369
1	115-08-10	4" Polyduct Coupler	366
2	115-08-10	4" Polyduct Couplers	369
1	194-02-05	Precast Concrete Transformer Pad 72" x 78" x 8"	366
100		Square Feet Remove & Replace Concrete	366
Misc.		Tape, Wire, Connectors, Bolts, etc.	366

Revision 2: Adjusted Crossing Profile for Changes to Water Main

Project Number: 6-4(1022) C.N. 41086

HASTINGS UTILITIES
Hastings, Nebraska

Installation of 3Ø Underground Electric Lines and Padmount Switches to Meet the State of Nebraska's D.O.T. Requirements for the Hastings Southeast U.S. Hwy 6 Widening Project

No.	Revision	By	Date	Ckd	App
2	See Note	TW	4-24-25		
1	Issued	TW	4-17-25		

Network Neighborhood\Cad\Electric\EUD\E-UD-673-21-01

Dsn	T. Waite	Sup't.	J. Campbell	Ckd	
Drwn	T. Waite	W.O.No.	EL-385	Ckd	
Date	2-1-18	Ret'mt No.		App	

No. E-UD-673
Sheet 21 Sub 1