

At Your Service

Providing Electric, Gas, Water and Sanitary Sewer Services



Hastings Utilities Advisory Board Members

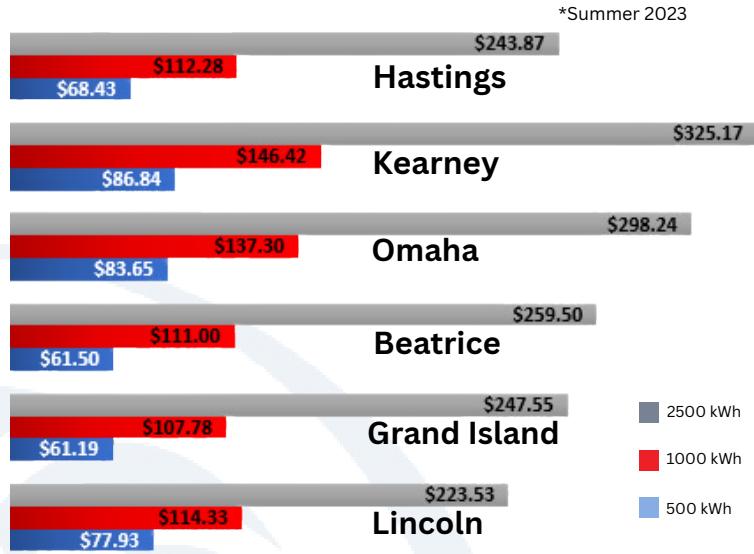
Chairman- Bill Hitesman Vice Chairwoman- Jeanette Dewalt
Secretary- Mark Hemje Susan Meeske, Scott Snell

November 2023

Annual Area Utility Comparisons


Hastings Utilities staff members collected rates from several other communities around Nebraska. Weather conditions, economic challenges including rising material and energy prices, supply chain delays, fuel prices, and other factors continue to directly affect all utility operations.

The Hastings Utilities average billing amounts listed here represent rates that recently went into effect. Billing amounts from other communities do not consider possible recent rate increases for gas or electric services. The employees of Hastings Utilities are committed to continued efforts to provide customers with the reliable services they expect at a competitive price.



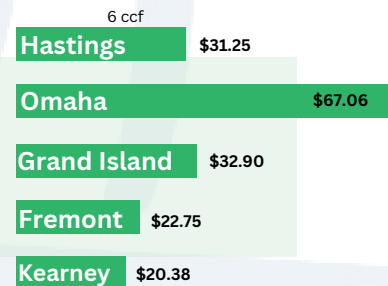
ELECTRIC RATES

The Hastings Utilities electric rates include a 4% rate increase for the current fiscal year. That increase consists of 1% to cover inflation based on a 2020 cost-of-service study and 3% based on increased operational costs.



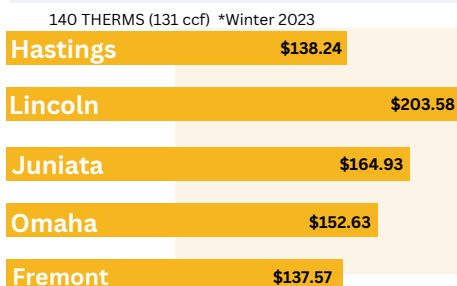
WATER RATES

One ccf (hundred cubic feet) equals 748 gallons of water. Hastings Utilities water rates increased by 5% primarily seen in the infrastructure fee that supports new water main and lead water service replacement programs.



SEWER RATES

Hastings Utilities sanitary sewer rates remain unchanged for the 2023-24 fiscal year.



GAS RATES

This comparison is based on average residential usage, using a volumetric measurement of ccf (hundred cubic feet). These prices include all purchase gas adjustments and distribution charges. Hastings Utilities gas rates show a 6.3% rate increase based on a 2023 cost-of-service study.